

A **complete** and **open-ended digital** treatment plan.

Customised assistance

Women and men committed to working alongside you to enhance your performance in the service of your patients.

Support to enhance the **development of your practice** and **your network of contacts**.

A team committed to your performance

Over 250 events per year worldwide:
Les Printas, Les Lumières, Implantology RoadShow, Live surgery broadcasts...

+250



Discover through video why you should join the **Global D family!**



FLYER-0043-V01-01



EN



French expert in rehabilitation of the lower third of the face (dental, MFS, orthodontics)

40 years of clinical experience dedicated to your patients



One **Global D** implant is placed **every minute** in France



French design and manufacture



One quarter of our activity is conducted internationally, in **over 25 countries**

The **Global D** products presented here are class I, Ir, IIa and IIb medical devices carrying the EC mark in conformance with Directive 93/42/EEC or with European Regulation 2017/745. They are intended for healthcare professionals in the field of dental implantology or cranio-maxillofacial surgery. They are used to replace missing teeth, or for cranio-maxillofacial bone fixation and stabilisation during osteosynthesis. In France, only cranio-maxillofacial implants are covered by the social security reimbursement list. The medical devices presented here may not be available for sale in every country. If you have any questions, or would like any additional information, please contact the **Global D** sales team. Please read the instructions before using our products. The instructions are available in the cloud. A QR code and URL link are included on the device label. However, the instructions can be provided by sending your request to: quality@globald.com at no extra cost and within 7 days.

FLYER-0043-V01-01

Next-level Implantology

EN



SCHEDULE AN APPOINTMENT

Askara

Your AI-powered dental assistant controlled by voice

iTero



G42 and G52
Guided Surgery Kits



Dynamic occlusion
MODJAW
Live in motion

ULTIMATE
Surgery Kit



Bone Level
Implantology



Tissue Level
Implantology



In-Kone |WD|
Rehabilitation of posterior unit cases




twinkon 4
In cases of severe bone atrophy**




Bien Air
Dental
Implantology motor



ORTHODONTICS



MAXILLOFACIAL SURGERY



Scan body and digital abutments



Digital prosthesis



GlobalD
Compliance

Bone regeneration
Exclusive partner



ACQUISITION
PATIENT DATA

INSTRUMENTATION

IMPLANT SYSTEMS

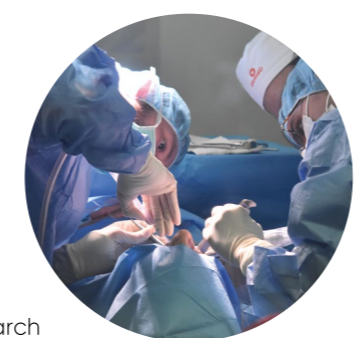
PROSTHESIS

REGENERATION

PLANNING



oskar
Oral Surgery Keys & Research



* Individually, or as a package, all-inclusive, no surprises.
**In the posterior mandibular region or for posterior mandibular restorations.

OLYMP
PROTOCOL

